

Slatdesign.Brochure

TIMBER RANGE



INNERSPACE

CHESHIRE

We design, We make, We fit We bring joy

Innerspace Cheshire is based in Whitchurch in the North West of England where we make products that are kind to people, the planet and animals.

Our local, dedicated team of makers hand craft our product range at our workshop. And our installation team travel up and down the country to fit all products nationwide.



Slatdesign.

Innerspace Cheshire's **Slatdesign** is an architectural wall panel product. Designed to improve the acoustic properties of a space while providing an attractive aesthetic.

Slatdesign provides unrivalled customisation options, tailoring each project to individual requirements. This allows us to explore creative designs and unique finishes, all whilst minimising material waste.



acoustic benefits.
no wastage.
made to order.

Product Selection.

Slatdesign.

Slatdesign **linear** 5

Slatdesign **geometric** 16

Slatdesign **deco** 22

Slatdesign **slats+moss** 28

Guide.

Slatdesign **guide** 34

Slatdesign **specification** 36

Slatdesign **sample kit** 38

Slatdesign.linear

TIMBER RANGE



Slatdesign **linear50:20** represents our standard specified panels. The tight spacing ensures that the slats take center stage visually. You can select finish options such as oak veneers, laminates, or matt paint slats.



Slatdesign.linear50:20





add some feature LED strips...



Slatdesign.linear

TIMBER RANGE



Slatdesign **linear50:50** features slats and spacing with equal proportions in width. The increased spacing provides a greater visible surface area of the felt backboard, enhancing the acoustic performance of the panels.



Slatdesign.linear50:50



Slatdesign.linear


TIMBER RANGE



Slatdesign **linear20:20** features slender slats with uniform spacing. It presents a visually appealing option when applied to curved walls, making it an ideal wall finish for corridors, breakout zones or spaces that require noise reduction.



Slatdesign.linear20:20



Slatdesign.geometric

TIMBER RANGE



Slatdesign **geometric** is a collection of slat panels that incorporate angles and dynamic rotating patterns. Geometric panels serve as artistic focal points in interior spaces, making them an ideal choice to go above and beyond, allowing for experimentation with various finishes on the same standout feature slat wall.







Slatdesign.geometric






5 geometric **slatdesigns** to choose...





add feature metal laminate slats...




Slatdesign.deco

TIMBER RANGE




Slatdesign **deco** offers a range of slat panels inspired by decorative styles that incorporate elegant, curvaceous patterns. Each project is made to order, ensuring that deco slat walls are uniquely constructed to complement your designated space. Unlike standard linear slats, deco truly captivates attention, creating a distinctive focal point while retaining the acoustic properties of simple slat walls.





5 deco **slatdesigns** to choose...








Slats+moss

TIMBER RANGE



Slats+moss is an exclusive offering from Innerspace, bringing a touch of joy to interior spaces. This innovative approach combines our Naturemoss range with Slatdesign. With Slats+moss, you have the creative freedom to break up the slat panels, introducing a biophilic design element to your acoustic panels.






INNERSPACE
CHESHIRE




Slats+moss



add feature Naturemoss inserts...





INNERSPACE
CHESHIRE

Slatdesign **slats+moss.**




INNERSPACE
CHESHIRE

Slatdesign.guide
TIMBER RANGE


INNERSPACE
CHESHIRE

Step 1. felt


choose your backboard



felt backboard
Choose from the sample kit

Step 2. batten

choose your batten

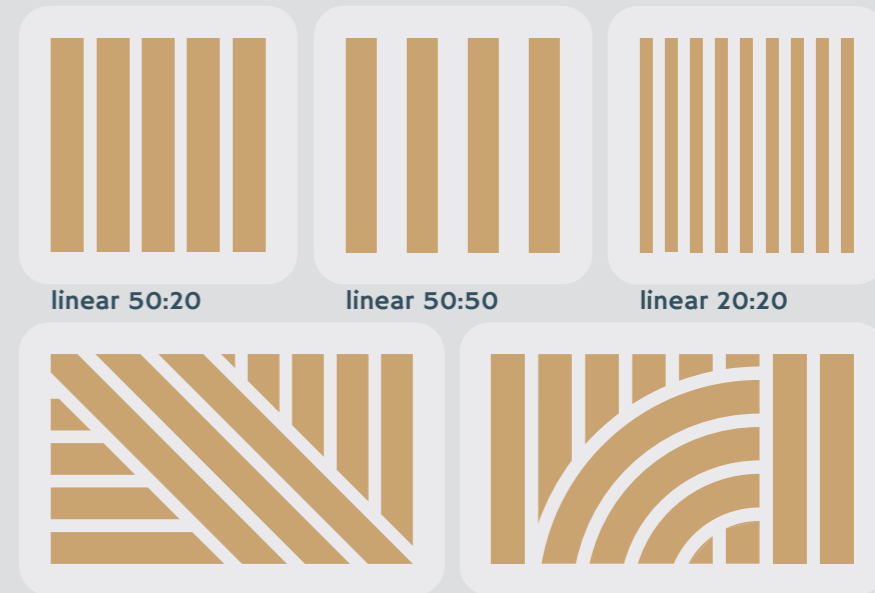


oak veneer
Choose from the sample kit

matt paint
Choose from the sample kit

Step 3. design

choose your design



linear 50:20

linear 50:50

linear 20:20

geometric.collection

deco.collection

Slatdesign.specification

TIMBER RANGE

Specification.

Standard composition.

Felt.

12mm PET (Polyester) felt backboard

Batten.

10mm Real oak veneer on ZMDF substrate

Wood stained depending on finish choice

OR

Matt paint

Little Greene Company

9mm MDF substrate

Inserts.

Naturemoss range

OR

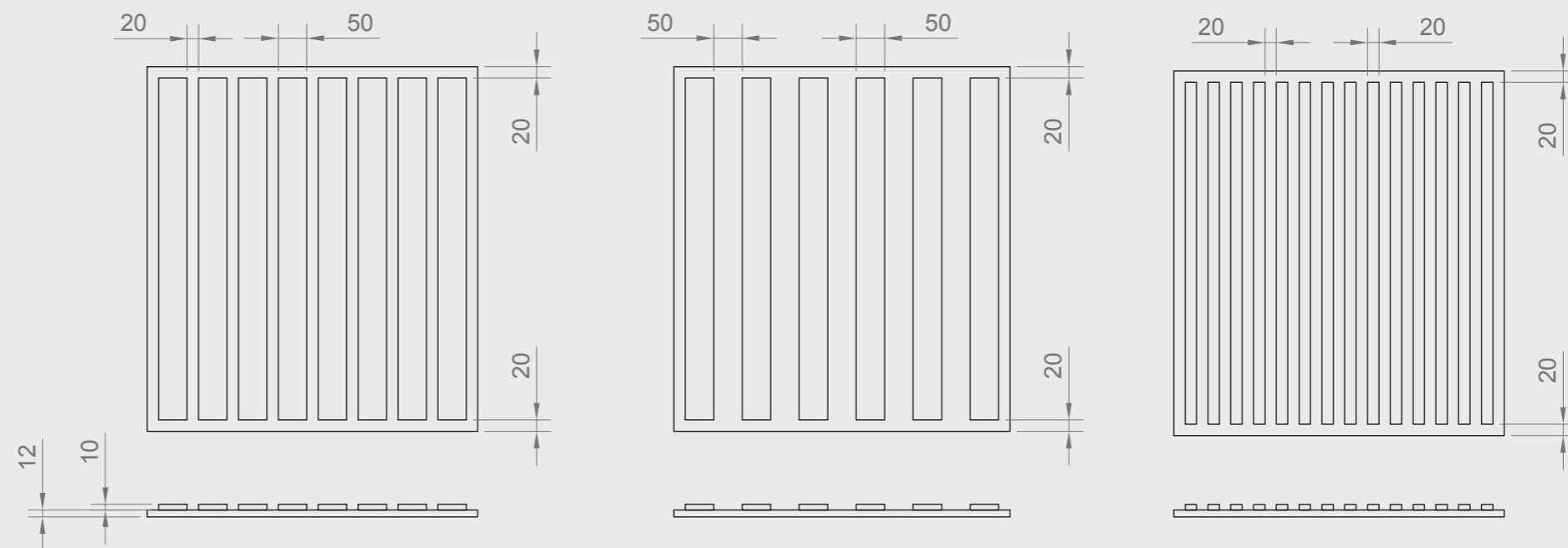
Real metal laminate

Dimensions.

Made to order.

Weight.

Approx 5Kg / Sqm




Slatdesign.sample kit

TIMBER RANGE

Sample kit includes

Selection of standard material chips plus a sample kit guide card...



Material selection

| | | | | |
|---|--|--|--|---|
|  black |  black |  ebony |  copper |  citrine |
|  anthracite |  dark teak |  mahogany |  gold |  light gold |
|  dark.grey |  walnut |  rosewood |  gun metal |  rolling fog |
|  mid.grey |  old pine |  dark oak |  umbra |  orange.aurora |
|  light.grey |  oak |  white |  aluminium |  hick's blue |
| felt | oak veneer | | metal laminate | matt paint |

We'd love to hear from you.

01270 625043

office@innerspacecheshire.co.uk

www.innerspacecheshire.co.uk



INNERSPACE

CHESHIRE