

Slatdesign.Brochure

TIMBER RANGE



INNERSPACE

CHESHIRE

We design, We make, We fit We bring joy

Innerspace Cheshire is based in Whitchurch in the North West of England where we make products that are kind to people, the planet and animals.

Our local, dedicated team of makers hand craft our product range at our workshop. And our installation team travel up and down the country to fit all products nationwide.



Slatdesign.

Innerspace Cheshire's **Slatdesign** is an architectural wall panel product. Designed to improve the acoustic properties of a space while providing an attractive aesthetic.

Slatdesign provides unrivalled customisation options, tailoring each project to individual requirements. This allows us to explore creative designs and unique finishes, all whilst minimising material waste.



acoustic benefits.
no wastage.
made to order.

Product Selection.

Slatdesign.

Slatdesign **linear** 5

Slatdesign **geometric** 12

Slatdesign **deco** 15

Slatdesign **slats+moss** 18

Guide.

Slatdesign **guide** 22

Slatdesign **specification** 25

Slatdesign.linear

TIMBER RANGE



Slatdesign **linear** represents our standard collection of hand-made panels. Available in 50mm slats with 50mm spacing, 50mm slats with 35mm spacing or 30mm slats with 30mm spacing. You can select finishes from our standard options, or ask us about something more bespoke.





Slatdesign.linear50:50



Slatdesign.linear50:35




Slatdesign.linear30:30







create a curve...



add some feature LED strips...



Slatdesign.geometric


TIMBER RANGE



Slatdesign **geometric** is a bespoke collection of slat panels, that incorporate angles and dynamic rotating patterns. Geometric panels serve as artistic focal points in interior spaces, making them an ideal choice to go above and beyond, allowing for experimentation with various finishes on the same standout feature slat wall.








Slatdesign.deco

TIMBER RANGE



Slatdesign **deco** offers a range of bespoke slat panels inspired by decorative styles that incorporate elegant, curvaceous patterns. Each project is made to order, ensuring that deco slat walls are uniquely constructed to complement your designated space. Unlike standard linear slats, deco truly captivates attention, creating a distinctive focal point while retaining the acoustic properties of simple slat walls.








Slats+moss

TIMBER RANGE




Slats+moss is an exclusive bespoke offering from Innerspace, bringing a touch of joy to interior spaces. This innovative approach combines our Naturemoss range with Slatdesign. With Slats+moss, you have the creative freedom to break up the slat panels, introducing a biophilic design element to your acoustic panels.





add feature Naturemoss inserts...






INNERSPACE
CHESHIRE

Slatdesign.guide
TIMBER RANGE


INNERSPACE
CHESHIRE

Step 1. felt


choose your backboard



felt backboard

Step 2. batten

choose your batten



oak veneer

matt paint

Step 3. design

choose your design




linear 50:50

linear 50:35

linear 30:30


bespoke.geometric



bespoke.deco



bespoke.moss



Contact us direct to discuss our bespoke [Slatdesign](#) options.

Slatdesign.specification

TIMBER RANGE

Specification.

Standard composition.

Felt.

12mm PET (Polyester) felt backboard

Batten.

10mm Real oak veneer on ZMDF substrate

Wood stained depending on finish choice

OR

Matt paint

Little Greene Company

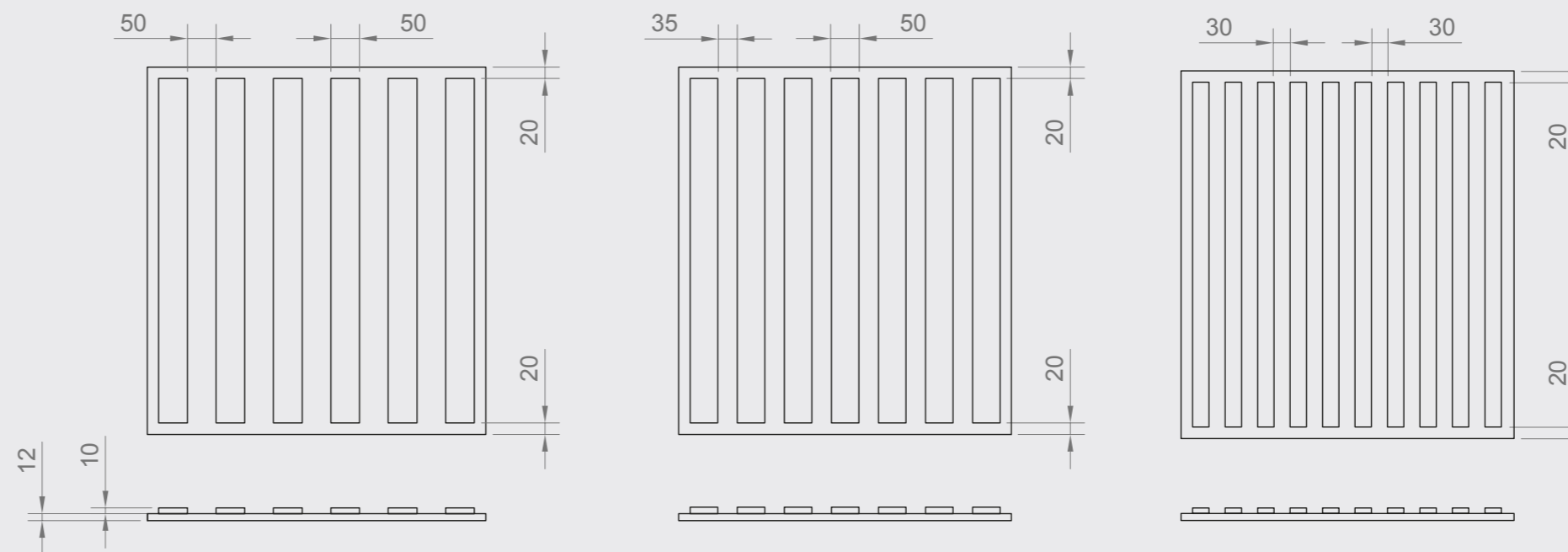
9mm MDF substrate

Dimensions.

Made to order.

Weight.

Approx 5Kg / Sqm



We'd love to hear from you.

01270 625043

office@innerspacecheshire.co.uk

www.innerspacecheshire.co.uk



INNERSPACE

CHESHIRE